

**Date of Issue: Thurs 1st October 2020****Issue Number: Mag 02/2021****Next Mag: Thursday 15th October 2020**

Season 2020-21

Winabobato Limited - Company Number 06991901

All rights reserved



Green Lights:1st September 2016 to  
28th September 2020**Fixtures: Friday 2nd October to Saturday 4th October 2020**

Bets	Win	Win%	Lose	Returns	Profit/Loss	ROI
2,324	1,059	45.57	1,265	2,451.74	127.74	5.50

**Today's Bets:****Number Of Bets**

<b>1</b>	<b>Home Green Lights</b>	None
<b>2</b>	<b>Away Green Lights</b>	1
<b>3</b>	<b>Xtreme Bets</b>	None

**Today's Match Ratings:**

<b>4</b>	Traffic Lights & Ratings Data	  
<b>5</b>	Market Impact Data	
<b>6</b>	Form Guide & Team Records	

**Behind The Numbers:**

- 7** Behind The Numbers Index
- 8** Latest Articles (2): Luck, skill, Covid and my life; Additions to the Match Reviews page.

**Results Section:**

- 9** Match Reviews Of Recently Played Games
- 10** Results From 1st September 2016
- 11** Results: Season 2020-21

**Legal Stuff:**

- 12** Copyright & Guide Amendments

[Click here to visit the 2020-21 Winabobato Members Only Website](#)

[Click here to visit www.winabobato.com for emergency back-ups if the main website is down](#)

winabobatoo - winabobatoo - winabobatoo


## Home Green Lights

				Mag Odds	
Date	Div	Home Colour	Home Team	Away Team	Home
There are	No	Home Green Lights in today's magazine.			

winabobattoo - winabobattoo - winabobattoo

## Away Green Lights

Mag  
Odds

Date	Div	Home Team	Away Team	Colour	Away
2 Oct 20	SP	Dundee United	Livingston		2.88

There is 1 Away Green Light in today's magazine.

winabobattoo - winabobattoo - winabobattoo

## Xtreme Bets

				Away Odds	Minimum Bet	Est Win %
Date	Div	Home Team	Away Team	Away Odds	Odds	%
There are No Away Xtreme Bets in today's magazine.						

winabobattoo - winabobattoo - winabobattoo - winabobattoo - winabobattoo - winabobattoo

**Winabobattoo Traffic Light Ratings**

**Ratings Info**

**Xtreme Bet**

Date	Div	Home	Home	Home Team	Predictor	Command	Form	Enigma	Away Team	Res	Away	Away	Xtreme Bet	Draw
		Light	Odds								Odds	Light		Odds
2 Oct 20	SP	Red	2.50		Dundee United	-10	-9	-1	-2	Livingston		2.88	Green	3.30
2 Oct 20	SP	Red	1.44		Hibernian	4	1	3	-1	Hamilton		7.50	Red	4.80
2 Oct 20	SP	Amber	2.45		Kilmarnock	-5	-10	5	-2	Motherwell		2.90	Red	3.30
4 Oct 20	SP	Amber	12.00		St Johnstone	-6	-8	2	1	Celtic		1.29	Amber	6.00
4 Oct 20	SP	Amber	1.11		Rangers	20	10	10	2	Ross County		34.00	Red	9.50

### Traffic Lights: Market Impact Data

Check Pinnacle's odds with the odds shown below to check a team's Market Impact "Steamer Status".

Date	Div	Home		Market Impact			Res	Home Team	Away Team	Res	Market Impact			Away Odds	Away Light	Xtreme Bet	Draw Odds
		Light	Odds	Big Steam	Mkt Appr	Drift Alert					Big Steam	Mkt Appr	Drift Alert				
2 Oct 20	SP	Red	2.50	2.33	2.44	2.56	●	Dundee United	Livingston	●	2.65	2.80	2.97	2.88	Green		3.30
2 Oct 20	SP	Red	1.44	1.38	1.42	1.46	●	Hibernian	Hamilton	●	6.12	6.98	8.11	7.50	Red		4.80
2 Oct 20	SP	Amber	2.45	2.28	2.39	2.51	●	Kilmarnock	Motherwell	●	2.67	2.82	2.99	2.90	Red		3.30
4 Oct 20	SP	Amber	12.00	8.82	10.71	13.64	●	St Johnstone	Celtic	●	1.24	1.27	1.31	1.29	Amber		6.00
4 Oct 20	SP	Amber	1.11	1.07	1.10	1.12	●	Rangers	Ross County	●	16.83	25.37	51.52	34.00	Red		9.50

winabobattoo - winabobattoo - winabobattoo winabobattoo - winabobattoo - winabobattoo - winabobattoo

Date	Div	Wins In Last 6	Since Last Win	Since Last Defeat	Home Record				Away Record				Goals		Home Win %	Team Records			Wins In Last 6	Since Last Win	Since Last Defeat	Home Record				Away Record				Goals		Home	Draw	Away	
					Home Played	Home Won	Home Drawn	Home Lost	Away Played	Away Won	Away Drawn	Away Lost	Av H Goals For	Av H Goals Ag		Home Played	Home Won	Home Drawn				Home Lost	Away Played	Away Won	Away Drawn	Away Lost	Av A Goals For	Av A Goals Ag	Av A Goals For	Av A Goals Ag					
2 Oct 20	SP	2	1	2	4	1	1	2	5	2	1	2	0.75	1.00	25	Dundee United	Livingston	RES	2	0	1	5	2	1	2	4	0	1	3	1.25	2.00	0	2.50	3.30	2.88
2 Oct 20	SP	2	2	0	4	1	2	1	5	4	0	1	1.00	1.00	25	Hibernian	Hamilton		2	2	1	4	0	1	3	4	2	0	2	1.25	2.00	50	1.44	4.80	7.50
2 Oct 20	SP	3	0	2	4	2	1	1	5	1	1	3	2.00	1.00	50	Kilmarnock	Motherwell		2	1	0	5	1	1	3	4	1	1	2	0.75	1.00	25	2.45	3.30	2.90
4 Oct 20	SP	1	3	0	4	1	0	3	5	1	1	3	0.25	0.75	25	St Johnstone	Celtic		6	0	8	4	4	0	0	4	3	1	0	2.25	0.50	75	12.00	6.00	1.29
4 Oct 20	SP	4	0	9	4	4	0	0	5	3	2	0	3.00	0.00	100	Rangers	Ross County		1	1	0	5	1	1	3	4	2	1	1	0.75	0.50	50	1.11	9.50	34.00

Copyright 2020  
Magazine Odds

**Team Records**  
Excel users: Hover over the red triangle for explanations of entries

## [Behind The Numbers](#) - Article 3

First Published:

19th September 2020

### Luck, skill, Covid and my life...

Unless you're one of the lucky ones who has retired, you will probably lead a very hectic life. Having said that, my friends who are retired seem to be busier now than when they were working. I'm too busy to ever contemplate retiring. If you love doing what you do as much as I do, then the idea of retiring just doesn't get a second thought.

I'm not particularly motivated by money although I accept that we all need to earn a crust to put food on the table, I'm motivated more by challenges. I don't mean the daily challenges of avoiding potholes in the roads or dealing with computer or technical problems; I can certainly do without those. The challenge of beating the bookmakers/markets drives me.

I was very disappointed to have to drop the Premier League and Championship from Winabobattoo. Doing so made me feel like a failure. I never like to let anyone down. The markets get smarter over time and as I can vouch from personal experience, Winabobattoo has had to evolve over the years to stay ahead of the game. Simply put, if you don't move forwards, you are likely to go backwards. What once worked might not work any more and these points must be recognised.

In terms of the Premier League and the Championship, the markets have virtually caught me up. There are no more avenues to explore. Even if there were, the huge amount of time needed to squeeze out an extra 1% edge would be enormous, and almost certainly not the best use of my time.

I've lost track of the number of betting services that were good in their day but didn't stand the test of time. Maybe this was because they simply got lucky in the first place or weren't able to adapt to changing times. To be honest, I don't take much notice of what is going on in the tipster world these days.

Part of the reason why I don't take much notice of what's going on elsewhere is that I'm totally focussed on all matters Winabob and sorting out my own bets on a daily basis. I have always wondered whether other service providers actually put their money where their mouth is. Do they have sufficient confidence and self-belief in what they're doing to make a living from it?

I'm been sitting at this same desk for the last 15 years running Winabobattoo full-time. I spend around six hours day everyday analysing horse races as well as analysing football stats. I do find it frustrating when I get regular emails in my inbox from those claiming to have the holy grail of betting. Almost all of it, without exception, will be bullshit and spin. With so much misinformation doing the rounds, it is difficult for genuine services to make themselves known or get recognised. The genuine profits from genuine services can never compete with the unrealistic gains made by the unscrupulous.

Another strange phenomenon that appears prevalent in the tipping world is that something new always seems to be more appealing than something that is well established. If 1,000 new services start up today, after six months some will have done well and others will have done poorly. Whether the respective performances are indicative of luck or skill is the question that needs to be asked..

Because of the aid of good luck, newer services will almost always have better records than well established services. I can actually relate this back to when Winabobattoo first started. The Green Lights of the day were referred to as Recommended Bets. Over a two year period there were over 1,000 Recommended Bets supplied, making a profit of 12% on turnover.

This got Winabobattoo off on a positive footing. People showed an interest in the service and Winabobattoo survived. With hindsight, I know these results were blessed with more than their fair share of good fortune. Had bad luck inflicted itself at that time, Winabobattoo would almost certainly have sunk without trace.

We now know that a long-term profit expectation (from the lower league Green Lights) is around 5%. It has taken a lot of hard work and evolution of methods to maintain that edge, but without that generous share of good luck initially, back in the 2006-07 season, I would be ploughing my own furrow, rather than sharing my knowledge with you.

I'm certainly not complaining but when betting is your full-time job, you become very isolated from the real world. I see Winabob members as my 'work colleagues' as we're all working together to achieve the same. This certainly makes me feel less isolated than I otherwise would. Carol and Charlie also help to keep me sane. It really can't be easy for Carol though having to put up with me and my lifestyle. I thank her greatly for being so understanding.



How do we know whether the 2,323 Green Light cases to date have made money simply through good luck alone? In truth, we don't, but a sample size of 2,323 bets is a decent one, and the average odds of the bets is relatively low. By my calculations, there is a around one chance in 83 that the profits have been achieved through random chance.

When betting at longer odds, typically associated with betting on horses, the numbers of bets needed to prove 'skill' is considerably higher than 2,323 bets.

With a similar yield to that of the Green Lights (5.54%) had we been betting at average odds of 5.00, the sample size of bets needed to produce a similar one chance in 83 of occurring by chance would be 7,200. The number of bets needed needed to prove 'skill' increases considerably as the average odds of the bets rises.

To give you a further feel for this, should we make 10% profit over 1,000 bets when betting at average odds of 10/1 (11.00) there is a one chance in five that the profits were made through luck alone. Should the same profit level continue over another 1,000 bets at 10/1, the chance of luck being the cause of the profits drops to one in eleven. After 3,000 bets there is a one chance in 20 of this happening.

When Winabobato first started, there were no such things as 'tipster supermarkets'. Any service provider would have to have their own website. Tipster supermarkets are quite a cunning concept because they indirectly lead readers to believe a tipster's record is a validation of skill but if a large enough number of people 'proof tips' a significant number will ride their luck for some considerable time.

Imagine the last scenario described above, should 20 tipsters provide 3,000 bets at 10/1, one of them is likely to show a profit of at least 10%. There is not likely to be any recognition that this could well have happened by good fortune.

When looking at tipster supermarkets, we also have to consider 'survivorship bias'. At some point, a losing tipster will give up. If the records of losing tipsters are removed from the total number of betting records shown, the ones that are left will look as though they possess skill when they were simply the 'survivors'. Working out who you can trust and who has genuine skill in this business is much trickier than most people probably imagine.

Everyone's thoughts at the moment never drift too far away from the Covid crisis. I'm no different. Will we get through the 2020-21 season without Covid affecting matches? Will we get fixture pile ups due to teams having to self-isolate? Will we have another 'full lockdown'?

I didn't open up the 2020-21 season memberships until mid-September as I wanted to be as sure as I could be that the season would go ahead. I also included provisions in the new guide as to what would happen if the season had to end early due to the virus. If the season goes on beyond 31st May, we'll extend everyone's membership until the everything is concluded. Should a large part of the season not take place, we'll sort out partial refunds.

At the time of writing (Friday 25th September) Orient have had to forfeit their cup tie against Spurs due to a virus outbreak. Their weekend league game against Walsall has also been postponed. With the number of new cases on the rise, it is concerning, but Carol and I are trying to keep life as near to normal as we possibly can.

I was quite surprised at the government's decision not to allow limited crowds back into sports stadiums. They seem to pose less of a risk than allowing people to go back into pubs and restaurants. For what it's worth, I don't think we'll go back into a full lockdown again unless the NHS gets over-run or if the Covid daily death rate reaches very high levels. Whether sport will continue until any new full lockdown occurs is harder to predict.

Things can change extremely quickly in this Covid world so what I've written today may be out of date by the time you read it!

In these difficult times, Carol and I wish everyone the very best of health for the coming months.

Mike

## Behind The Numbers - Article 4    Additional Data To Be Shown On The Match Reviews Page

MATCH REVIEWS OF RECENTLY PLAYED GAMES											Price Movement Details					
Date	Div	Home	Home	Home Team	SCORE		Away Team	Away	Away	Res	Shot	Home Move	Home Signal	Draw Move	Away Move	Away Signal
		Shots	Shots%					Shots%	Shots		Res					
26/09/2020	SP	8	38	Livingston	2	0	St Johnstone	62	13	1	-5	-265	Drift Alert	197	-82	No View
26/09/2020	SP	6	55	St Mirren	0	1	Kilmarnock	45	5	2	1	-304	Drift Alert	-165	219	Mkt Approval
27/09/2020	SP	8	35	Motherwell	1	5	Rangers	65	15	2	-7	-174	Drift Alert	-267	114	Mkt Approval

In the first two Behind The Numbers articles, I explained what we can learn from market moves. As a follow on from that, I will now include the Price Movements for each outcome based on Pinnacle's kick-off odds for each match on this page, along with adding what the market moves meant. This page only previously showed the scores and 'shots at goal' details.

If a home team achieves a Price Movement rating of 300 or bigger, it will have a 'Home Signal' assessment of 'Steamer'.

If a team achieves a Price Movement rating of between 100 and 299, it will have a 'Home Signal' assessment of 'Market Approval'.

A team achieving a Price Movement rating of -100 or lower, will be classified as 'Drift Alert'

Teams falling into the mid-range between -99 and and +99 suggests the market has 'No View' on this game.

In the three games played last weekend, all three home teams were drifters falling into the 'Drift Alert' group. Out of the three, only Livingston won, although the 'shot result' shows they may have been a little lucky to have won the game as St Johnstone had five more shots at goal than they had.

In the other two games, the away sides both got 'Market Approval' and won.

The Market Impact Data page of each mag shows the prices required for a team to achieve the 'Steamer', 'Market Approval' and 'Drift Alert' status.

The odds that need to be used when assessing Price Movements are the odds shown by Pinnacle bookmakers.

By reviewing matches leading up to kick-off, you may well be able to better manage your liabilities.

Mike



## MATCH REVIEWS OF RECENTLY PLAYED GAMES

Date	Div	Home	Home	Home Team	SCORE		Away	Away	Res	Shot
		Shots	Shots%		Shots%	Shots	Res	Res		
26/09/2020	SP	8	38	Livingston	2	0	62	13	1	-5
26/09/2020	SP	6	55	St Mirren	0	1	45	5	2	1
27/09/2020	SP	8	35	Motherwell	1	5	65	15	2	-7

**Summary Of Returns For All Matches**

15th March 2020

Since Live: Season 2016-17

All Games	ALL															
Level Stakes	LIVE	Bets	Win	Win%	Lose	Returns	Profit/Loss	% Profit	PinStake	Pin KO Rets	Pin +/-	PinROI	BestStake	Best KO Rets	Best +/-	Best ROI
Homes		5,168	2,250	43.54	2,918	5,122.53	-45.47	-0.88	5,168	5,152.76	-15.24	-0.29	5,168	5,298.69	130.69	2.53
Draws		5,168	1,310	25.35	3,858	4,785.01	-382.99	-7.41	5,168	4,858.50	-309.50	-5.99	5,168	4,954.39	-213.61	-4.13
Aways		5,168	1,608	31.11	3,560	4,868.45	-299.55	-5.80	5,168	4,824.21	-343.79	-6.65	5,168	4,930.45	-237.55	-4.60

Green	ALL															
Level Stakes	LIVE	Bets	Win	Win%	Lose	Returns	Profit/Loss	% Profit	PinStake	Pin KO Rets	Pin +/-	PinROI	BestStake	Best KO Rets	Best +/-	Best ROI
Homes		1,071	585	54.62	486	1,113.58	42.58	3.98	1,071	1,089.00	18.00	1.68	1,071	1,115.08	44.08	4.12
Aways		1,253	474	37.83	779	1,338.16	85.16	6.80	1,253	1,280.88	27.88	2.23	1,253	1,324.77	71.77	5.73
	Total	2,324	1,059	45.57	1,265	2,451.74	127.74	5.50	2,324	2,369.88	45.88	1.97	2,324	2,439.85	115.85	4.98

Amber	ALL															
Level Stakes	LIVE	Bets	Win	Win%	Lose	Returns	Profit/Loss	% Profit	PinStake	Pin KO Rets	Pin +/-	PinROI	BestStake	Best KO Rets	Best +/-	Best ROI
Homes		1,488	714	47.98	774	1,511.49	23.49	1.58	1,488	1,515.25	27.25	1.83	1,488	1,551.38	63.38	4.26
Aways		1,642	564	34.35	1,078	1,460.10	-181.90	-11.08	1,642	1,453.17	-188.83	-11.50	1,642	1,495.96	-146.04	-8.89
	Total	3,130	1,278	40.83	1,852	2,971.59	-158.41	-5.06	3,130	2,968.42	-161.58	-5.16	3,130	3,047.34	-82.66	-2.64

Red	ALL															
Level Stakes	LIVE	Bets	Win	Win%	Lose	Returns	Profit/Loss	% Profit	PinStake	Pin KO Rets	Pin +/-	PinROI	BestStake	Best KO Rets	Best +/-	Best ROI
Homes		2,608	951	36.46	1,657	2,497.46	-110.54	-4.24	2608	2,548.51	-59.49	-2.28	2,608.00	2,632.23	24.23	0.93
Aways		2,272	570	25.09	1,702	2,068.19	-203.81	-8.97	2272	2,090.16	-181.84	-8.00	2,272.00	2,172.16	-99.84	-4.39
	Total	4,880	1,521	31.17	3,359	4,565.65	-314.35	-6.44	4880	4,638.67	-241.33	-4.95	4,880.00	4,804.39	-75.61	-1.55

Xtreme Bets		Aways	*Live Results from 2019-20 season													
Aways	ALL	Bets	Win	Win%	Lose	Returns	Profit/Loss	% Profit	PinStake	Pin KO Rets	Pin +/-	PinROI	BestStake	Best KO Rets	Best +/-	Best ROI
Level Stakes		75	19	25.33	56	68.78	-6.22	-8.29	75	62.42	-12.58	-16.77	75	63.47	-11.53	-15.37

#### Predictor Rating - Home Returns

Ratings	ALL	Bets	Win	Win%	Lose	Returns	Profit/Loss	% Profit	PinStake	Pin KO Rets	Pin +/-	PinROI	BestStake	Best KO Rets	Best +/-	Best ROI
15 to 20		583	374	64.15	209	588.73	5.73	0.98	583	574.00	-9.00	-1.54	583	587.44	4.44	0.76
10 to 14		570	308	54.04	262	573.31	3.31	0.58	570	569.21	-0.79	-0.14	570	582.05	12.05	2.11
5 to 9		602	306	50.83	296	623.35	21.35	3.55	602	619.47	17.47	2.90	602	631.54	29.54	4.91
0 to 4		870	397	45.63	473	858.13	-11.87	-1.36	870	863.05	-6.95	-0.80	870	883.65	13.65	1.57
All Zero +		2,625	1,385	52.76	1,240	2,643.52	18.52	0.71	2,625	2,625.73	0.73	0.03	2,625	2,684.68	59.68	2.27
Under Zero		2,553	865	33.88	1,688	2,479.01	-73.99	-2.90	2,553	2,527.03	-25.97	-1.02	2,553	2,614.01	61.01	2.39

#### Predictor Rating - Away Returns

Ratings	ALL	Bets	Win	Win%	Lose	Returns	Profit/Loss	% Profit	PinStake	Pin KO Rets	Pin +/-	PinROI	BestStake	Best KO Rets	Best +/-	Best ROI
-20 to -15		739	388	52.50	351	771.50	32.50	4.40	739	750.77	11.77	1.59	739	774.25	35.25	4.77
-14 to -10		606	228	37.62	378	586.98	-19.02	-3.14	606	570.02	-35.98	-5.94	606	583.91	-22.09	-3.65
-9 to -5		658	231	35.11	427	648.76	-9.24	-1.40	658	630.26	-27.74	-4.22	658	646.31	-11.69	-1.78
-4 to -1		540	190	35.19	350	574.52	34.52	6.39	540	568.84	28.84	5.34	540	586.93	46.93	8.69
Under Zero		2,543	1,037	40.78	1,506	2,581.76	38.76	1.52	2,543	2,519.89	-23.11	-0.91	2,543	2,591.40	48.40	1.90
All Zero +		2,625	572	21.79	2,053	2,284.69	-340.31	-12.96	2,625	2,250.32	-374.68	-14.27	2,625	2,397.39	-227.61	-8.67

#### Predictor Rating

Ratings	ALL	Bets	Win	Win%	Lose	Returns	Profit/Loss	% Profit	PinStake	Pin KO Rets	Pin +/-	PinROI	BestStake	Best KO Rets	Best +/-	Best ROI
Zero +	Homes	2,625	1,385	52.76	1,240	2,643.52	18.52	0.71	2,625	2,625.73	0.73	0.03	2,625	2,684.68	59.68	2.27
Under Zero	Aways	2,543	1,037	40.78	1,506	2,581.76	38.76	1.52	2,543	2,519.89	-23.11	-0.91	2,543	2,591.40	48.40	1.90
	Total	5,168	2,422	46.87	2,746	5,225.28	57.28	1.11	5,168	5,145.62	-22.38	-0.43	5,168	5,276.08	108.08	2.09

#### Predictor Rating

Ratings	ALL	Bets	Win	Win%	Lose	Returns	Profit/Loss	% Profit	PinStake	Pin KO Rets	Pin +/-	PinROI	BestStake	Best KO Rets	Best +/-	Best ROI
Under Zero	Homes	2,553	865	33.88	1,688	2,479.01	-73.99	-2.90	2,553	2,527.03	-25.97	-1.02	2,553	2,614.01	61.01	2.39
Zero +	Aways	2,625	572	21.79	2,053	2,284.69	-340.31	-12.96	2,625	2,250.32	-374.68	-14.27	2,625	2,397.39	-227.61	-8.67
	Total	5,178	1,437	27.75	3,741	4,763.70	-414.30	-8.00	5,178	4,777.35	-400.65	-7.74	5,178	5,011.40	-166.60	-3.22

**Summary Of Returns For The 2020-21 Season**

28th September 2020

Scottish Prem, Scottish Cham, Scot L1, Scot L2, League One and League Two.

All Games																
Level Stakes	2020-21	Bets	Win	Win%	Lose	Returns	Profit/Loss	% Profit	PinStake	Pin KO Rets	Pin +/-	PinROI	BestStake	Best KO Rets	Best +/-	Best ROI
Homes		3	1	33.33	2	2.45	-0.55	-18.33	3	2.62	-0.38	-12.67	3	2.64	-0.36	-12.00
Draws		3	0	0.00	3	0.00	-3.00	-100.00	3	0.00	-3.00	-100.00	3	0.00	-3.00	-100.00
Aways		3	2	66.67	1	3.73	0.73	24.33	3	3.59	0.59	19.67	3	3.72	0.72	24.00

Green																
Level Stakes	2020-21	Bets	Win	Win%	Lose	Returns	Profit/Loss	% Profit	PinStake	Pin KO Rets	Pin +/-	PinROI	BestStake	Best KO Rets	Best +/-	Best ROI
Homes		0	0	#DIV/0!	0	0.00	0.00	#DIV/0!	0	0.00	0.00	0.00	0	0.00	0.00	0.00
Aways		1	0	0.00	1	0.00	-1.00	-100.00	1	0.00	-1.00	-100.00	1	0.00	-1.00	-100.00
Total		1	0	0.00	1	0.00	-1.00	-100.00	1	0.00	-1.00	-100.00	1	0.00	-1.00	-100.00

Amber																
Level Stakes	2020-21	Bets	Win	Win%	Lose	Returns	Profit/Loss	% Profit	PinStake	Pin KO Rets	Pin +/-	PinROI	BestStake	Best KO Rets	Best +/-	Best ROI
Homes		2	0	0.00	2	0.00	-2.00	-100.00	2	0.00	-2.00	-100.00	2	0.00	-2.00	-100.00
Aways		1	1	100.00	0	1.33	0.33	33.00	1	1.31	0.31	31.00	1	1.32	0.32	32.00
Total		3	1	33.33	2	1.33	-1.67	-55.67	3	1.31	-1.69	-56.33	3	1.32	-1.68	-56.00

Red																
Level Stakes	2020-21	Bets	Win	Win%	Lose	Returns	Profit/Loss	% Profit	PinStake	Pin KO Rets	Pin +/-	PinROI	BestStake	Best KO Rets	Best +/-	Best ROI
Homes		1	1	100.00	0	2.45	1.45	145.00	1	2.62	1.62	162.00	1	2.64	1.64	164.00
Aways		1	1	100.00	0	2.40	1.40	140.00	1	2.28	1.28	128.00	1	2.40	1.40	140.00
Total		2	2	100.00	0	4.85	2.85	142.50	2	4.90	2.90	145.00	2	5.04	3.04	152.00

Xtreme Bets		Aways		*Live Results only												
Aways	2020-21	Bets	Win	Win%	Lose	Returns	Profit/Loss	% Profit	PinStake	Pin KO Rets	Pin +/-	PinROI	BestStake	Best KO Rets	Best +/-	Best ROI
Level Stakes		1	0	0.00	1	0.00	-1.00	-100.00	1	0.00	-1.00	-100.00	1	0.00	-1.00	-100.00

Predictor Rating - Home Returns

Ratings	2020-21	Bets	Win	Win%	Lose	Returns	Profit/Loss	% Profit	PinStake	Pin KO Rets	Pin +/-	PinROI	BestStake	Best KO Rets	Best +/-	Best ROI
15 to 20		0	0	#DIV/0!	0	0.00	0.00	0.00	0	0.00	0.00	#DIV/0!	0	0.00	0.00	#DIV/0!
10 to 14		0	0	#DIV/0!	0	0.00	0.00	0.00	0	0.00	0.00	#DIV/0!	0	0.00	0.00	#DIV/0!
5 to 9		1	0	0.00	1	0.00	-1.00	-100.00	1	0.00	-1.00	-100.00	1	0.00	-1.00	-100.00
0 to 4		0	0	#DIV/0!	0	0.00	0.00	0.00	0	0.00	0.00	#DIV/0!	0	0.00	0.00	#DIV/0!
All Zero +		1	0	0.00	1	0.00	-1.00	-100.00	1	0.00	-1.00	-100.00	1	0.00	-1.00	-100.00
Under Zero		2	1	50.00	1	2.45	0.45	22.50	2	2.62	0.62	31.00	2	2.64	0.64	32.00

Predictor Rating - Away Returns

Ratings	2020-21	Bets	Win	Win%	Lose	Returns	Profit/Loss	% Profit	PinStake	Pin KO Rets	Pin +/-	PinROI	BestStake	Best KO Rets	Best +/-	Best ROI
-20 to -15		1	1	100.00	0	1.33	0.33	33.00	1	1.31	0.31	31.00	1	1.32	0.32	32.00
-14 to -10		1	0	0.00	1	0.00	-1.00	-100.00	1	0.00	-1.00	-100.00	1	0.00	-1.00	-100.00
-9 to -5		0	0	#DIV/0!	0	0.00	0.00	0.00	0	0.00	0.00	#DIV/0!	0	0.00	0.00	#DIV/0!
-4 to -1		0	0	#DIV/0!	0	0.00	0.00	0.00	0	0.00	0.00	#DIV/0!	0	0.00	0.00	#DIV/0!
Under Zero		2	1	50.00	1	1.33	-0.67	-33.50	2	1.31	-0.69	-34.50	2	1.32	-0.68	-34.00
All Zero +		1	1	100.00	0	2.40	1.40	140.00	1	2.28	1.28	128.00	1	2.40	1.40	140.00

Predictor Rating

Ratings	2020-21	Bets	Win	Win%	Lose	Returns	Profit/Loss	% Profit	PinStake	Pin KO Rets	Pin +/-	PinROI	BestStake	Best KO Rets	Best +/-	Best ROI
Zero +	Homes	1	0	0.00	1	0.00	-1.00	-100.00	1	0.00	-1.00	-100.00	1	0.00	-1.00	-100.00
Under Zero	Aways	2	1	50.00	1	1.33	-0.67	-33.50	2	1.31	-0.69	-34.50	2	1.32	-0.68	-34.00
	Total	3	1	33.33	2	1.33	-1.67	-55.67	3	1.31	-1.69	-56.33	3	1.32	-1.68	-56.00

Predictor Rating

Ratings	2020-21	Bets	Win	Win%	Lose	Returns	Profit/Loss	% Profit	PinStake	Pin KO Rets	Pin +/-	PinROI	BestStake	Best KO Rets	Best +/-	Best ROI
Under Zero	Homes	2	1	50.00	1	2.45	0.45	22.50	2	2.62	0.62	31.00	2	2.64	0.64	32.00
Zero +	Aways	1	1	100.00	0	2.40	1.40	140.00	1	2.28	1.28	128.00	1	2.40	1.40	140.00
	Total	3	2	66.67	1	4.85	1.85	61.67	3	4.90	1.90	63.33	3	5.04	2.04	68.00



## **Copyright Notice :**

Winabobattoo information is supplied for private and personal use only. The sharing of information with any third parties is strictly prohibited. Any infringement of this copyright will result in prosecution.

## **Terms and conditions:**

All information is supplied in good faith. The user is responsible for all bets or lays made and no liability for any losses can be accepted by Winabobattoo Ltd.

Any inappropriate behaviour by members will result in the withdrawal of membership facilities and no reimbursement of any unused membership period will be considered. Winabobattoo treats members with respect and courtesy at all times and expects the same in return.

Any amendments to the official Winabobattoo 2020-21 guide will appear here.

## **Winabobattoo Guide 2020-21:**

The latest guide update was published on 9th September 2020. This can be downloaded from the Winabobattoo website.

## **Winabobattoo Database:**

The Winabobattoo database feature is not available for the 2020-21 season as comparisons with previous seasons are not relevant during the Covid crisis when no fans are attending games. Home advantage is affected and usual trends and patterns will not apply. The database will return in the 2021-22 season.

## **Security Warning Notice:**

Due to data being copied directly from my personal Excel files into this magazine, you may get a security warning on your screen if viewing the Excel version of this magazine. There is no security risk as the data is held on my computer and will not affect you when opening the file. Automatic updates of links has also been disabled. A Security Message may appear but there's no need to worry.

## **Website Help:**

When logging into the Winabobattoo website you will need to enable Flash on your viewing device. If you don't you won't be able to see all the content. Many of you probably don't have Flash enabled as this can help the bookmakers keep track of you more easily. We use the Firefox web browser as this allows us to specify whether we want Flash enabled on a website, and whether you want those settings to be remembered for future visits to the website.

Mike